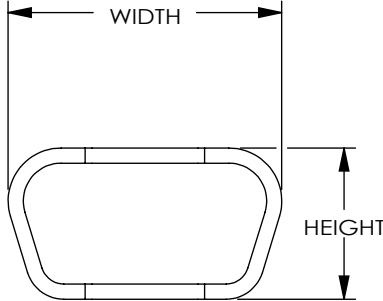
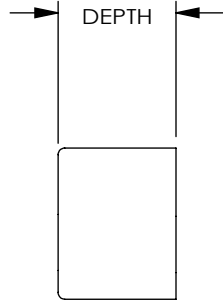
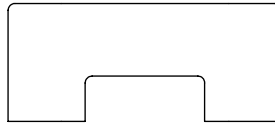


THE INFORMATION CONTAINED IN THIS DRAWING IS THE SOLE PROPERTY OF L-COM, INC. ANY REPRODUCTION IN PART OR WHOLE WITHOUT THE WRITTEN PERMISSION OF L-COM, INC. IS PROHIBITED.

REVISIONS			
REV	DESCRIPTION	DATE	APPROVED
E	ECN 4234: REVISED HEIGHT AND WIDTH DIMENSIONS	9/2/09	D.FRISIELLO
F	ECN 9404: UPDATE DIMENSIONS	9/7/18	S.LI


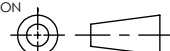


P/N	HEIGHT		WIDTH		DEPTH	
	INCH	MM	INCH	MM	INCH	MM
△ F CVR9F	.42	10.6	.73	18.6	.30	7.6
△ F CVR9M	.46	11.7	.80	20.3	.30	7.6
△ F CVR15F	.40	10.2	1.05	26.7	.30	7.6
△ F CVR15M	.44	11.2	1.11	28.1	.30	7.6
△ F CVR25F	.40	10.2	1.58	40.2	.30	7.6
△ F CVR25M	.45	11.5	1.65	42.0	.30	7.6
△ F CVR37F	.38	9.7	2.24	56.9	.30	7.6
△ F CVR37M	.44	11.2	2.30	58.4	.30	7.6
△ F CVR50F	.50	12.7	2.13	54.1	.33	8.5
△ F CVR50M	.55	14.0	2.21	56.1	.33	8.5

**NOTES**

1. MATERIAL: PVC, BLACK
2. PACKAGE TEN (10) PIECES PER BAG

**REGULATORY COMPLIANCE:**  
CE2011/65/EU(RoHS DIRECTIVE)

UNLESS OTHERWISE SPECIFIED, DIMENSIONS ARE IN INCHES [mm] OVERALL CABLE LENGTH TOLERANCE: ≤12 [305] = +1 [25] / -0 >12 [305] ≤60 [1524] = +2 [51] / -0 >60 [1524] ≤120 [3048] = +4 [102] / -0 >120 [3048] ≤300 [7620] = +6 [152] / -0 >300 [7620] = +3% / -0%	APPROVALS	DATE		50 HIGH STREET NORTH ANDOVER, MA 01845
	DRAWN BY J. KIEZULAS	7/1/2005		CATEGORY <b>DATA CABLING</b>
ALL OTHER DIMENSIONAL TOLERANCES: .X = ± .2 [5.08] .XX = ± .02 [1.51] .XXX = ±.005 [1.13]	CHECKED BY C. McCORMICK	7/1/2005	PRODUCT DESCRIPTION <b>D SUBMINIATURE DUST COVER</b>	
	APPROVED BY R. CARRICK	7/1/2005	CONFIGURATION DETAILS OF UNDIMENSIONED FEATURES MAY VARY	SCALE: NONE
PROJECTION 	COLOR VARIATIONS MAY OCCUR	SIZE <b>A</b>	FSCM NO. <b>43321</b>	DWG. NO. <b>CVR9F</b>
			CAD FILE: CVR9F.SLDDRW	REV. <b>F</b>
			SHEET 1 OF 1	