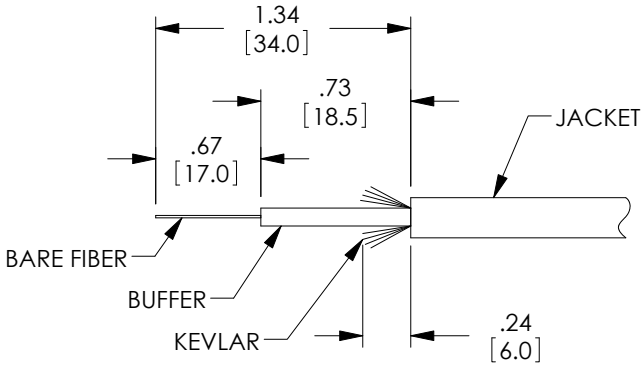
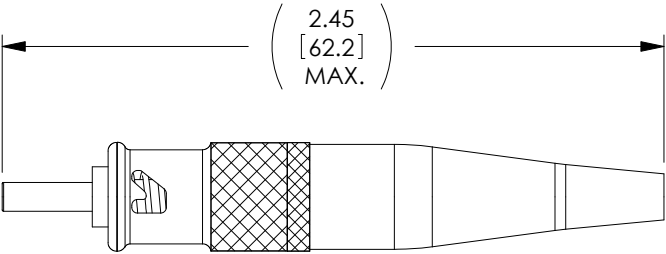
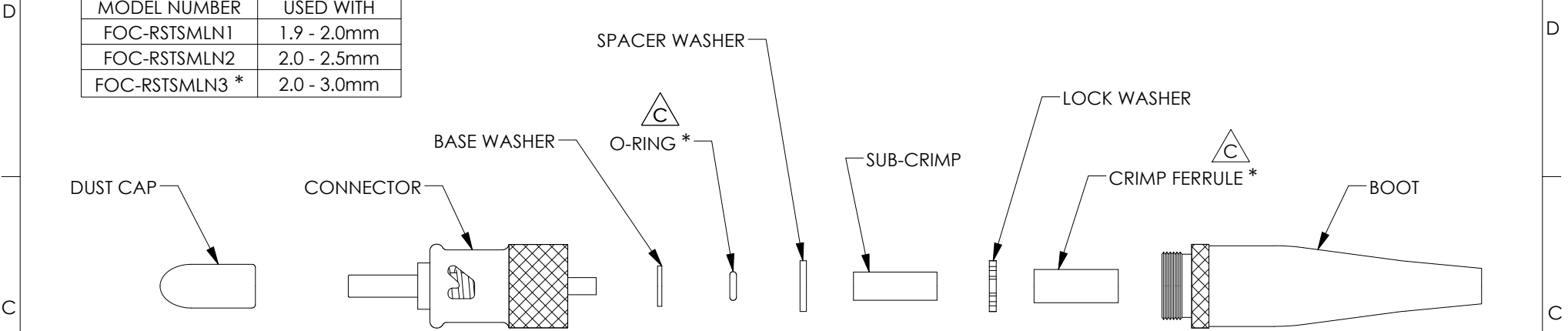


8 7 6 5 4 3 2 1

THE INFORMATION CONTAINED IN THIS DRAWING IS THE SOLE PROPERTY OF L-COM, INC. ANY REPRODUCTION IN PART OR WHOLE WITHOUT THE WRITTEN PERMISSION OF L-COM, INC. IS PROHIBITED.

REVISONS			
REV	DESCRIPTION	DATE	APPROVED
A	INITIAL RELEASE	4/5/12	D.GRIFFIN
B	ECN 8626: ADDED O-RING AND FERRULE	2/1/17	D.FRISIELLO
C	ECN 8941: ADDED NOTE TO O-RING AND FERRULE	9/27/17	D.FRISIELLO

MODEL NUMBER	USED WITH
FOC-RSTSMLN1	1.9 - 2.0mm
FOC-RSTSMLN2	2.0 - 2.5mm
FOC-RSTSMLN3 *	2.0 - 3.0mm



NOTES:

MATERIAL: NICKEL PLATED BRASS.

CONNECTOR ASSEMBLY POLISH TYPE: PC.

MODEL IS LOCKING STYLE, SINGLE MODE.

STRIP FIBER CABLE TO MIL-STD-2042-5B. STRIP DIMENSIONS ARE +/- 1mm.


DUST CAP IS INSTALLED FOR SHIPMENT.



"*" DENOTES O-RING AND CRIMP FERRULE ONLY PRESENT ON FOC-RSTSMLN3.

COMPONENTS COME UNASSEMBLED AND SHALL BE INDIVIDUALLY PACKAGED IN A POLY BAG.

REGULATORY COMPLIANCE:
CE2011/65/EU(RoHS DIRECTIVE)

UNLESS OTHERWISE SPECIFIED, DIMENSIONS ARE IN INCHES [mm] OVERALL CABLE LENGTH TOLERANCE: ≤12 [305] = +1 [25] / -0 >12 [305] ≤60 [1524] = +2 [51] / -0 >60 [1524] ≤120 [3048] = +4 [102] / -0 >120 [3048] ≤300 [7620] = +6 [152] / -0 >300 [7620] = +5% / -0% ALL OTHER DIMENSIONAL TOLERANCES: X = ± .2 [5.08] XX = ± .02 [51] XXX = ± .005 [13]	APPROVALS	DATE	<div><div>L-com®</div><div>Global Connectivity</div></div> <div>50 HIGH STREET NORTH ANDOVER, MA 01845</div>			
	DRAWN BY D.FRISIELLO	3/2/12				
	CHECKED BY D.GUITADAURO	3/2/12	CATEGORY	FIBER OPTICS		
	APPROVED BY D.GALLAGHER	3/2/12	PRODUCT DESCRIPTION			
CONFIGURATION DETAILS OF UNDIMENSIONED FEATURES MAY VARY			ST RGD SM LOCKING NPB			
PROJECTION	COLOR VARIATIONS MAY OCCUR	SIZE A	FSCM NO. 43321	DWG. NO. FOC-RSTSMLN	REV. C	
		SCALE: NONE	CAD FILE: FOC-RSTSMLN.SLDDRW	SHEET 1 OF 1		